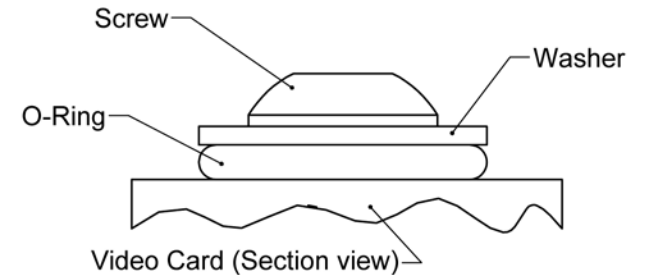
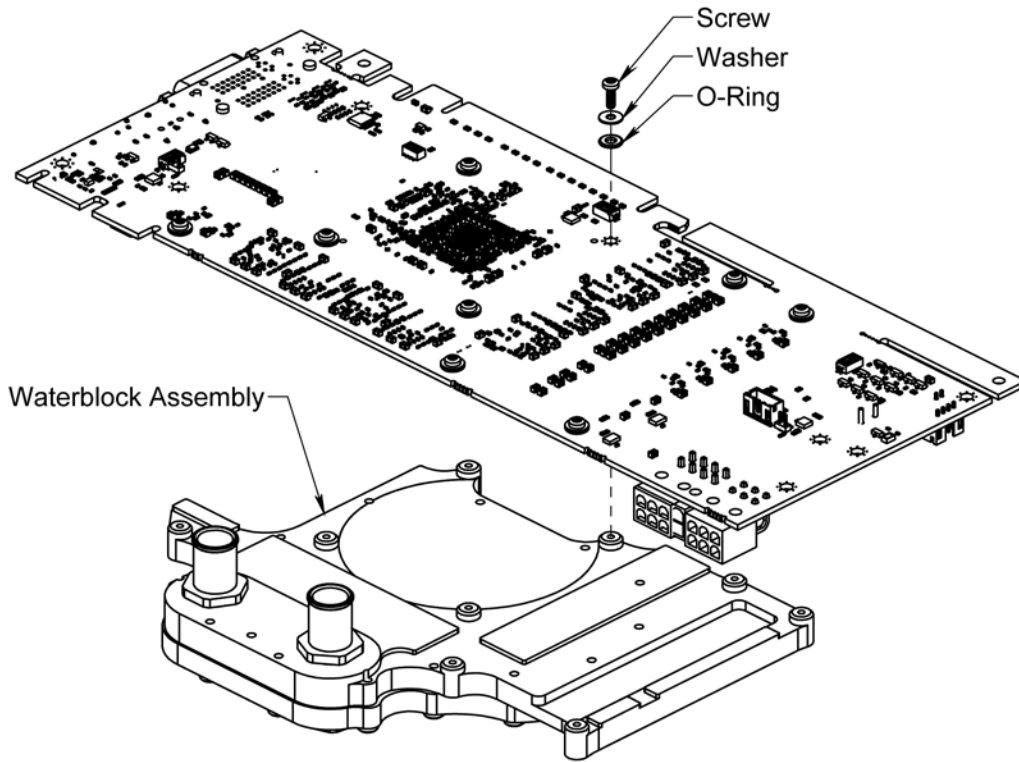


Danger Den DD-5870 Waterblock Installation


Danger Den LLC assumes no liability whatsoever, expressed or implied, for the use or installation of this product. These installation instructions are subject to change without notice.

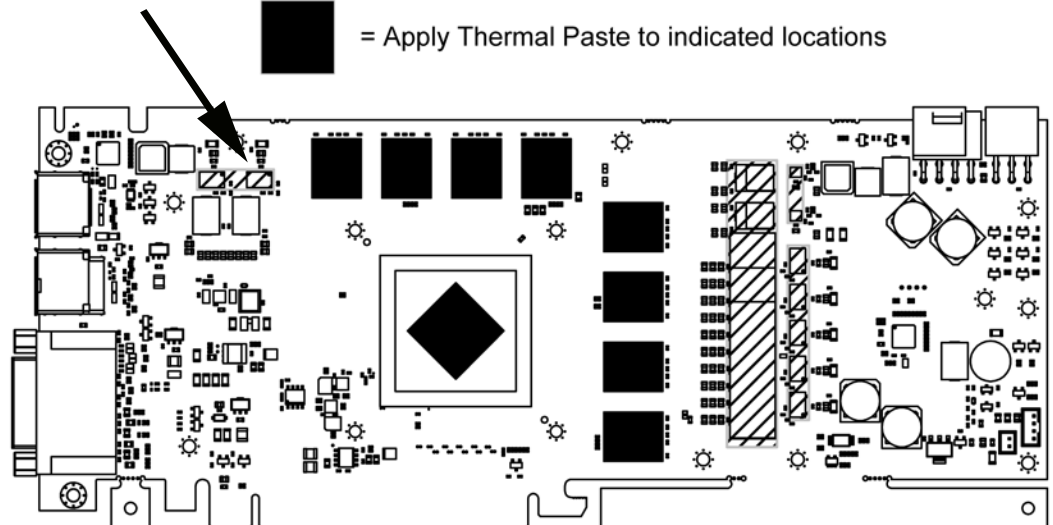


Tighten screws until O-Ring diameter is equal to or slightly greater than the diameter of the washer.

Caution:
Do Not overtighten screws. Installing the screws too tight may cause video card to bend.
If video card show signs of bending, loosen screws slightly and recheck videocard for bending.

 = Apply Thermal Pad to indicated locations

 = Apply Thermal Paste to indicated locations



DANGER DEN

Items included in kit:

Discription	QTY
2-56 Screw	9
#2 SS Washer	9
#2 O-Ring	9
Thermal Grease	1 tube
Thermal Pad	1
Waterblock	1